iLoft
Decoration Cement

# iLoft
## Decoration Cement

## Application Steps :

- Substrate shall be dry,clean,sound and free of releasing agents, paint or other residue or coatings and contaminants.
- Calculate working area.
- Coating Primer with Roller 1 layer.
- Pour iLoft cement into mixing tank. (use measuring cup, based on working area)
- Pour water into mixing tank.(use measuring cup, based on working area)
- Mixing with stirrer, leave about 3-5 minutes.
- Plastering 1st layer with steel trowel.wait for first layer completely dry about 40-60 mins.
- Plastering 2nd layer with steel trowel to create patterns & wait for second layer completely dry.
- Waiting cement reaction complete >12 Hr.
- Polish surface with sand paper & cleaning surface.
- Coating Hybrid Coating Floor(Matt) the surface with Roller and cleaning with sponge) 2 Layer.

(Allow to dry for 1 hour before applying for 2nd layer)

## Complimentary Product in Bucket




ILOFT Hybrid Cement 10 kg | ILOFT Hybird Primer 1.5 L. | Sponge | Steel Trowel | Sand Paper | Roller | Paper tray

Please Scan For Application Mettod

# No.1 Natural

## ILOFT HYBRID FLOOR

# No.2 Industrial

## ILOFT HYBRID FLOOR

# No.3 Dark

## ILOFT HYBRID FLOOR

**No.1 Natural**



**No.2 Industrial**



**No.3 Dark**

# Application Instruction for Matt Top Coat

To increase premium matt look and durability with water-based floor coating (less odor)

**Steps for using ILOFT Hybrid floor coating**

1. For the first coat, divide some of the coating and mix with water ratio1:1. Then use a roller to roll onto the completely dry surface. Wait for 45-60 minutes to dry.
2. Apply the second coat without mixing with water. Wait for 45-60 minutes to dry.
3. If you want more durability and **matt look** can apply a third coat.

**Matt**

# Application Instruction for Matt Top Coat




Mix cement with clean water in a ratio of 3:1 and stir until well blended.

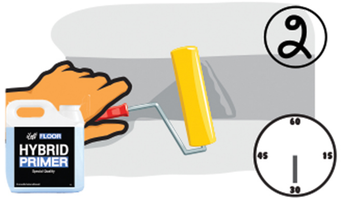


Roll the primer 1 time. Let it dry for about 30 minutes.




Use a steel trowel to apply the first coat over the entire **floor** and wait dry for about 45-60 mins




Use a steel trowel to apply the second coat to create a pattern.

Let it dry for at least 12 hours

Rolling ILOFT Hybrid Floor coating 1-2 times.

**Available At :**

Classic Home Mart

NO.7, BAYINTNAUNG ROAD , (26) WARD, SOUTH DAGON TOWNSHIP.
Phone No. : 01 - 3100985, 01 - 3100986
Facebook : Classichome Mart
Email : info.classichomemart@gmail.com
Website : www.classichomemart.com

**AUTHORIZED DISTRIBUTOR :**
QUEEN EMPIRE INTERNATIONAL CO.,LTD.